

RIVIERA 80



WASH BASIN

PRODUCT ID
(RB.RV8.01G101.01.12)

A fine fire clay Wash Basin without an overflow hole. Designed to be wall mounted or to be installed on a cantilevered wooden base or the likes thereof.

FEATURES

- Fine fire clay wash basin without overflow hole
- Contemporary design
- Deep bowl for comfortable use
- Fulfills high design and quality expectations

INCLUDED COMPONENTS

- Faucets not included

WARRANTY

- 25 year written warranty against crazing and dunting

STANDARDS APPLICABLE

- Specified model meets or exceeds the following:
- BS EN 14688 : 2006

TECHNICAL INFORMATION

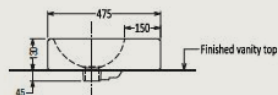
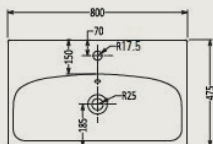
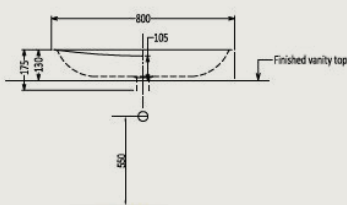
** Approximate measurements for comparison only

| CONFIGURATION | RIVIERA 80 |
|-----------------------|-------------------|
| Weight | 22kg |
| Basin Area | 735 X 300 X 125mm |
| Height - Floor to Rim | 850mm |
| Nominal Dimensions | 800 X 475 X 175mm |
| Waste Hole | 45mm |
| Water Depth | 70mm |

RIVIERA 80 WASH BASIN

TECHNICAL DRAWINGS

All drawings contain the necessary measurements, which are subject to standard tolerances. They are stated in mm, are drawn on a scale of 1:20 and are non-binding. Exact measurements, in particular for customized installation scenarios, can only be taken from the finished ceramic piece.



INSTALLATION NOTES

- Install this product according to the installation guide
- Scan for instructions



Royal Ceramics Lanka PLC.

No.20, R.A. De Mel Mawatha, Colombo 03, Sri Lanka.

☎ 076 6 223 344 ✉ info@rcl.lk 🌐 www.rocell.com

FOLLOW US



** Dimensions of fixtures are nominal and may vary within the range of tolerance. These measurements are subject to change or cancellation. No responsibility is assumed for use of superseded or voided leaflet.